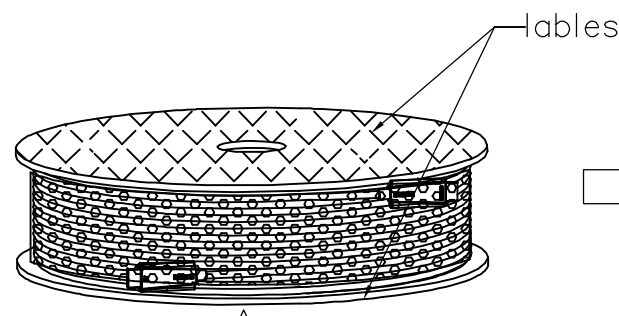
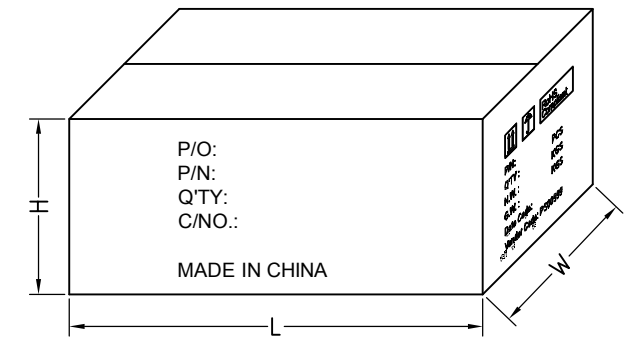
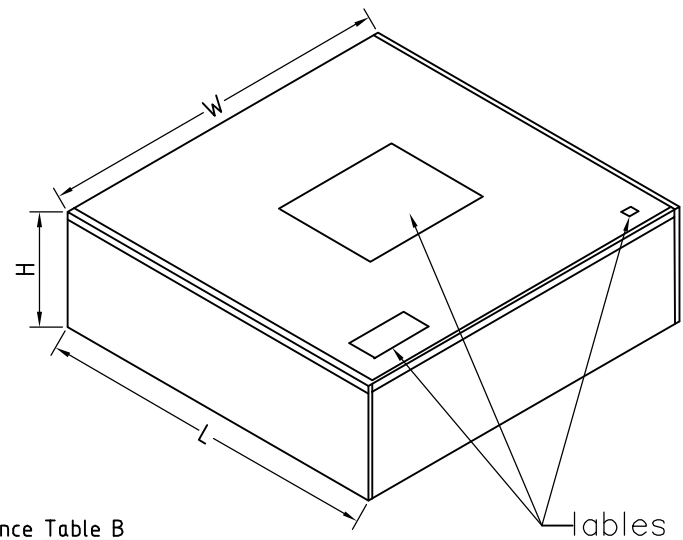


NOTE: CARTON MATERIAL MUST BE A=A

REVISION INFORMATION			
Rev.	Rev. Date	Modified By	Brief Description
1.0	2021/04/29	Darrick	Change model and package



2PCS
lable



TPE is marked ✓ in this


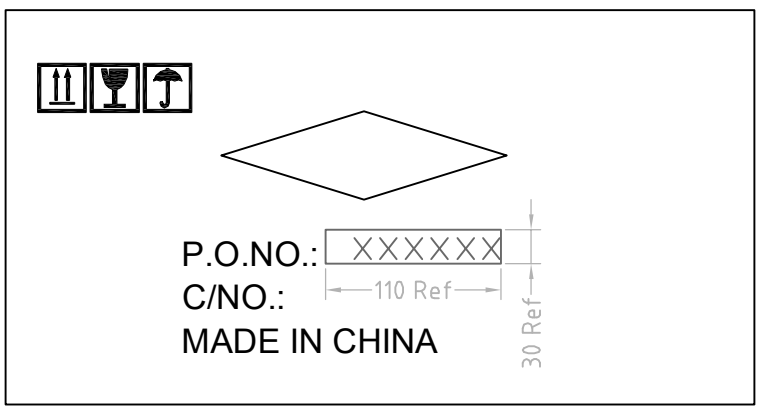
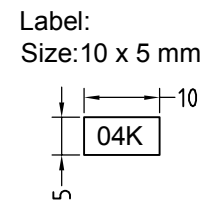
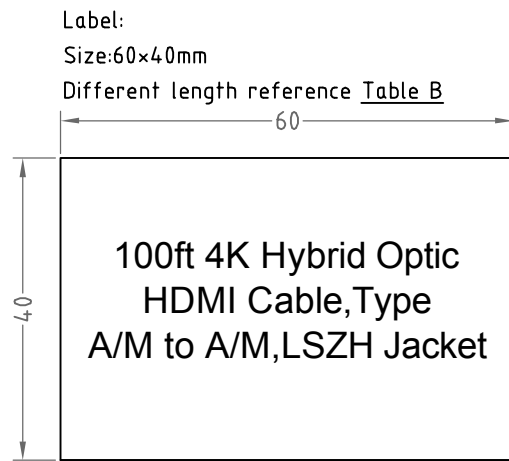
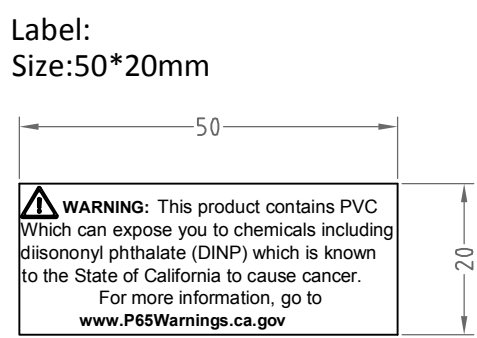


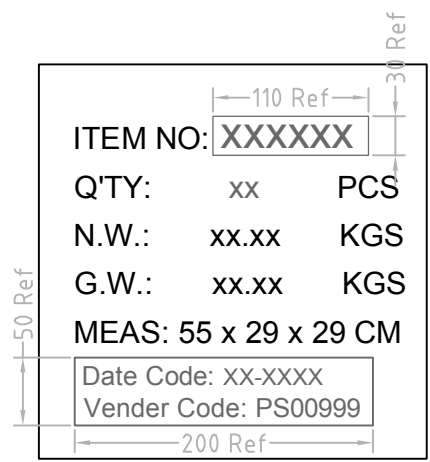
Table
Different length reference Table B



MAIN MARK



Label:
Size: 50*20mm



SIDE MARK

TABLE B

Part#	Product length(m)	Roller size	Box size	Carton Size	QTY/CTN
181443	100ft [30500±400mm]	OD:230×51mm	265×265×53mm	550×290×290mm	10 PCS
181444	125ft [38125±500mm]	OD:230×51mm	265×265×53mm	550×290×290mm	10 PCS
181445	150ft [45750±500mm]	OD:230×51mm	265×265×53mm	550×290×290mm	10 PCS
181446	175ft [53375±600mm]	OD:230×51mm	265×265×53mm	550×290×290mm	10 PCS
181447	200ft [61000±600mm]	OD:230×87mm	265×265×88mm	550×290×290mm	6 PCS
181448	250ft [76250±700mm]	OD:230×87mm	265×265×88mm	550×290×290mm	6 PCS
181449	330ft [100650±1000mm]	OD:230×87mm	265×265×88mm	550×290×290mm	6 PCS

Packing Instruction:

1. Use dust over on the connectors, pack in spool, protect it with air bubble foam, put a label together with a round length sticker on top and bottom of the spool.
2. Put the product into an inner box with form protection inside, put labels on top of the inner box.
3. Use a waterproof bag to pack the products before going into master carton. Make sure each individual cable is staggered and positioned tidily. A paperboard is needed in both the bottom and the top of the products.
4. See shipping mark on the left.

DRAWN BY	DATE: 2021/04/29	DESCRIPTION: HDMI Active optical cable
CHECKED BY	SHEET 2 of 2	ITEM NO. 181443~181449
APPROVED BY	SCALE None	REV. 1.0 UNIT:mm