
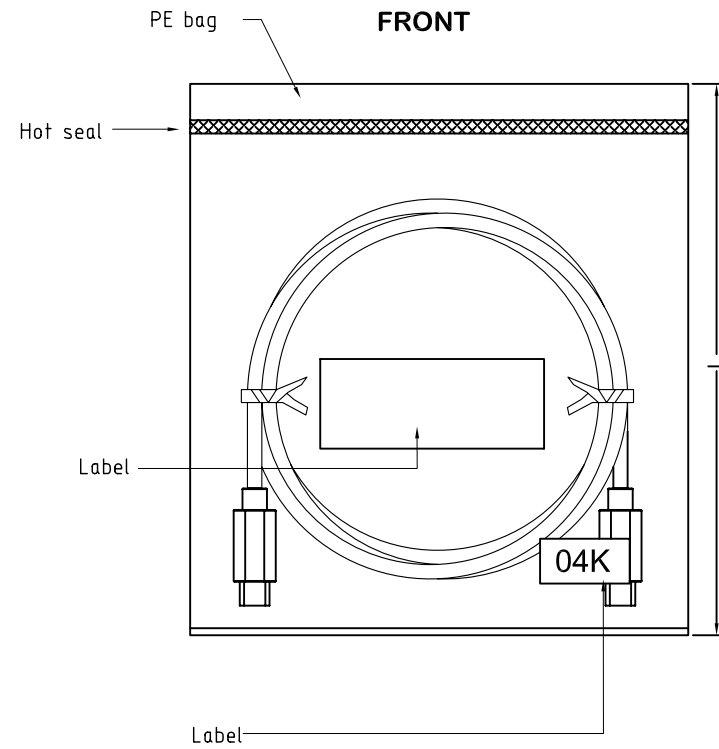
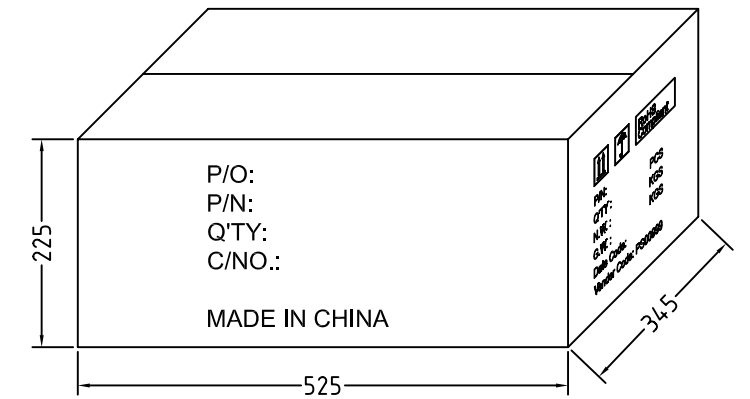


NOTE: CARTON MATERIAL MUST BE A=A

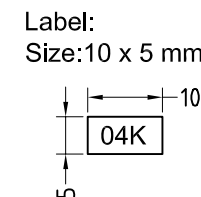
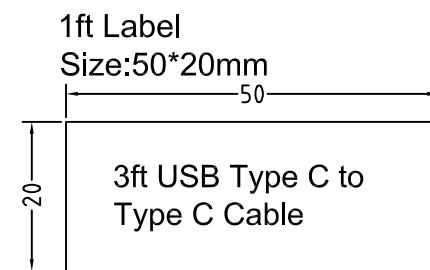
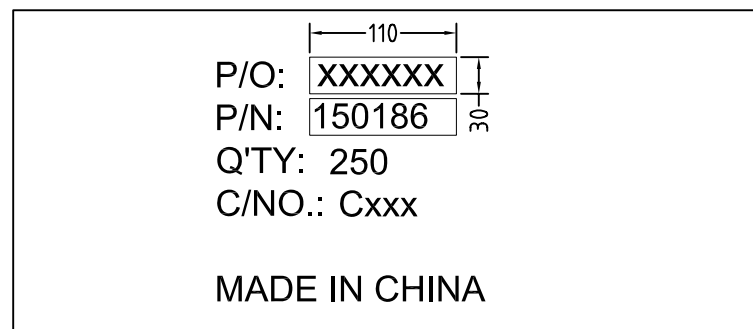
REVISION INFORMATION			
Rev.	Rev. Date	Modified By	Brief Description
1.0	2021/04/13	Darrick	Change Label



250pcs →



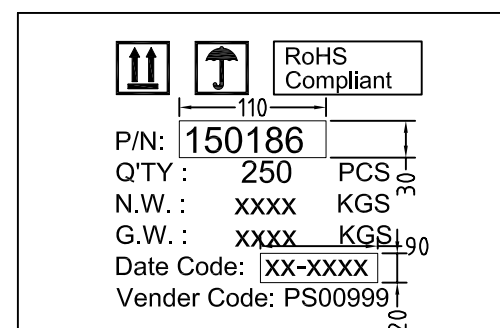
MAIN MARK



Packing Instruction:

1. Coil the cable (see attached). Secure the cable with cable tie, and then pack each cable with an PE bag, The label is attached to the OPP bag.
2. Seal the PE bag ,
3. Use a waterproof bag to pack the products before going into master carton. Make sure each individual cable is staggered and positioned tidily. A paperboard is needed in both the bottom and the top of the products.
4. See shipping mark on the left.

SIDE MARK



Carton Size: 20.67"(L)*13.58"(W)*8.86"(H)
 Carton Quantity: xxx pcs
 Carton Weight: xxxx LBS

DRAWN BY	DATE: 2021/04/13	DESCRIPTION: USB TYPE C TO TYPE C CABLE
CHECKED BY	SHEET 2of2	ITEM NO. 150186
APPROVED BY	SCALE None	REV. 1.0 UNIT:mm