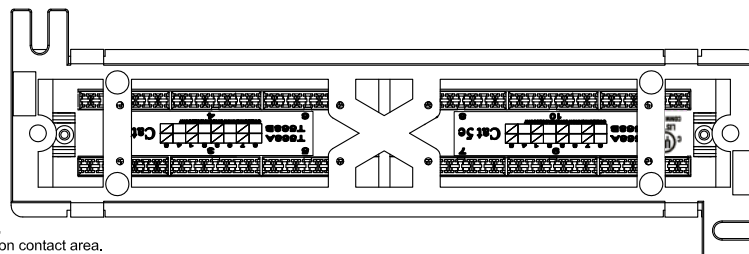
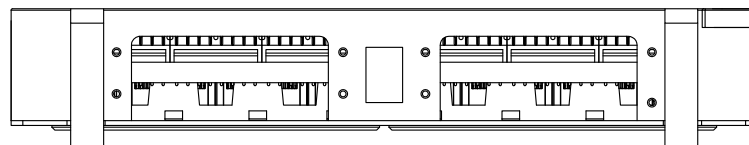
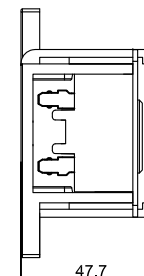
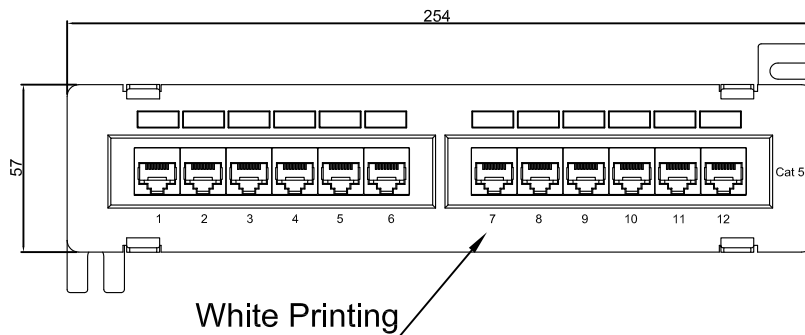


NOTE: ALL MATERIAL COMPLIANT ROHS STANDARD

REVISION INFORMATION			
Rev.	Rev. Date	Modified By	Brief Description



**Physical Specification**  
 Panel: SPCC  
 Bracket: PC UL94V-0  
 Jack Housing: PBT UL94V-0  
 Spring PIN: Phosphor Bronze C5210, t=0.3mm.  
     Plating 120u" MatteTin over 60u" Nickel undercoat,  
     Besides Plating 50u" Gold over the plated surface on contact area.  
 PIN Holder: PBT UL94V-0.  
 IDC Housing: PC UL94V-0  
 IDC Contact: Phosphor Bronze C5191, t=0.4mm, 200u" Matte Tin over 100u" soft Nickel undercoat  
 PCB: FR-4

Insertion Life: 750 mating cycles with FCC compliant RJ-45 plug  
 Contact Force: 100 grams with FCC compliant RJ-45 plug  
 Plug Retention Force: 11 lbf min  
 Durability: 200 termination cycles  
 Contact Compatibility: Accommodates 22 to 26 AWG solid/24 AWG stranded  
**SUITABLE IMPACT TOOL: 110 STYLE PUNCHDOWN TOOL**  
 Operating Temperature Range: -10°C to 60°C  
 Storage Temperature Range: -40°C to 68°C  
 Humidity: 10%~90%RH

**Electrical**  
 Insulation Resistance: 500 MΩ.  
 Dielectric Withstanding Voltage: 1000 V AC.  
 DC Current Rating: 1.5 Amps .  
 DC Resistance: 0.1Ω.  
 Contact Resistance: 20 mΩ.

NO.	PART NAME	SPECIFICATION DESCRIPTION	QTY	UNIT
③				
②	Cable Ties	3*100MM	12	PCS
①	IDC Cap	30.5*10*9.7MM	12	PCS

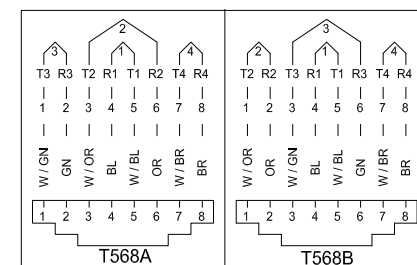
ACCORDING TO ANSI/TIA-568-C.2  
 REQUIREMENTS  
 C5e CHANNEL COMPLIANT

Cat 5e

56Y4  
 E145249



COMMUNICATION  
 CIRCUIT ACCESSORIES



DRAWN BY	WLL	DATE:	2017/09/30	DESCRIPTION:	Cat.5E 110 Type Patch Panel 12Port Vertical w/Bracket
CHECKED BY		SHEET	1 of 1	ITEM NO.	102195
APPROVED BY		SCALE	1:2	REV.	01
		UNIT:	mm		