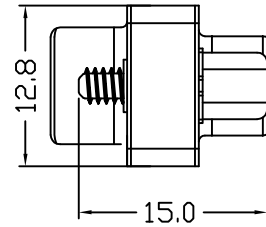
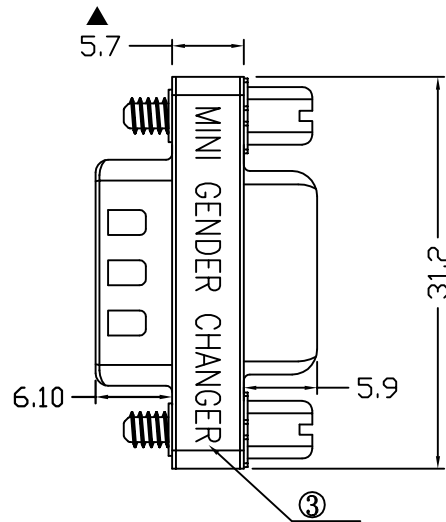
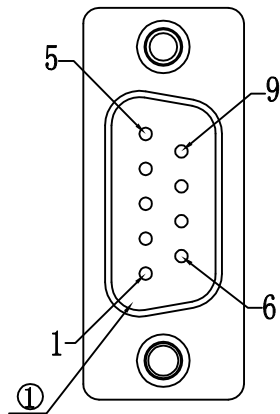


NOTE:ALL MATERIAL COMPLIANT ROHS STANDARD

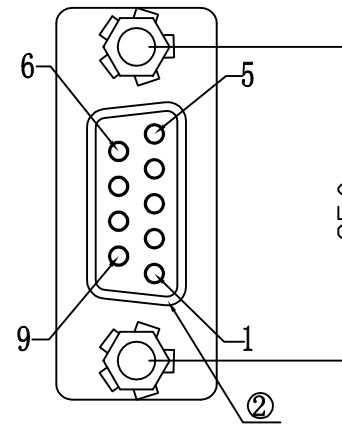
REVISION INFORMATION			
Rev.	Rev. Date	Modified By	Brief Description



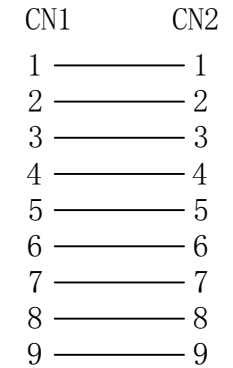
CN1



CN2



WIRE DIAGRAM



SHELL—SHELL

NOTE:

- 100% short/open circuited & wrong connection test conditions.
- Conduction impedance  $\leq 5\Omega$ , Insulation resistance  $\geq 10M\Omega$ . High voltage test, DC300V/10ms
- Marked with ▲ which is important measurement dimensions



NO.	PART NAME	SPECIFICATION DESCRIPTION	QTY	UNIT
①	CONN	DB 9P M CONNECOR	1	PCS
②	CONN	DB 9P F CONNECOR	1	PCS
③	THE CONNECTION	CONNECTOR THE CONNECTION	9	PCS

Unless specified on the drawing, tolerances are per the follows:

.	+1
.x	+0.2
.xx	+0.05

DRAWN BY	DATE: 2016/03/04	DESCRIPTION: DB9 Male/Female Mini Port Saver	
CHECKED BY	SHEET 1of1	ITEM NO. 271007	
APPROVED BY	SCALE 1:1	REV. 00	UNIT:mm

