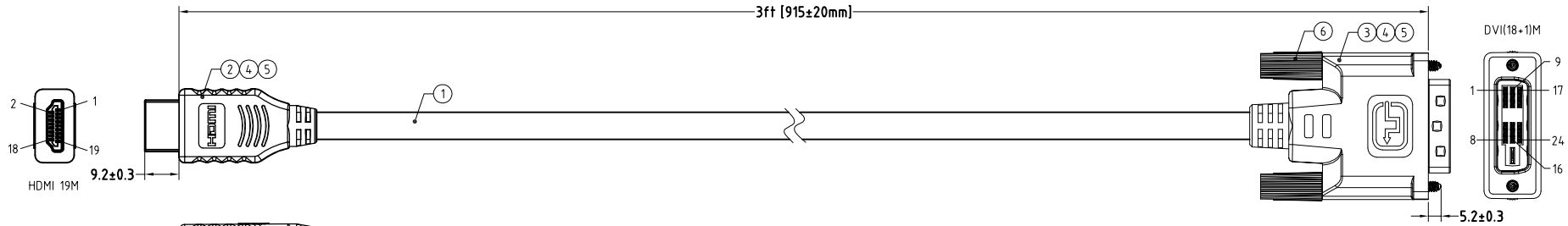


NOTE:ALL MATERIAL COMPLIANT ROHS STANDARD

REVISION INFORMATION			
Rev.	Rev. Date	Modified By	Brief Description

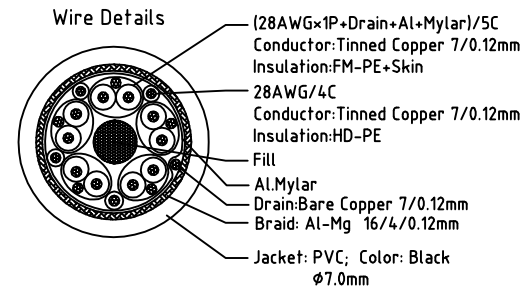


Electrical character:

- 1)100% Open/short/Intermittent testing
- 2)Withstanding voltage:DC 300V AT 10ms.
- 3)Insulation resistance:10M Ohm(min)
- 4)Residual operating current:
 - a.<1M=0.5mA; b.1.0~2.0M=1.0mA;
 - c.2.0~3.0M=2.0mA; d.3.0~5.0M=3.0mA;
 - e.5.0~10M=5.0mA; f.10~15M=7.0mA;
- 5)Conductive resistance:3 Ohm(max)

PIN ASSIGNMENT:

HDMI 19M	DVI(18+1)M
3 红	Red 1 TMDS data2-
1 白	White 2 TMDS data2+
2 地	Drain 3 TMDS data2 Shield
6 绿	Green 9 TMDS data1-
4 白	White 10 TMDS data1+
5 地	Drain 11 TMDS data1 Shield
9 蓝	Blue 17 TMDS data0-
7 白	White 18 TMDS data0+
8 地	Drain 19 TMDS data0 Shield
12 棕	Brown 24 TMDS Clock-
10 白	White 23 TMDS Clock+
11 地	Drain 22 TMDS Clock Shield
15 黑	Black 6 SCL
16 白	White 7 SDA
13 红	Red 8 CEC
17 白	White 15 DDC/CEC Ground
18 黄	Yellow 14 +5V Power
19 橙	Orange 16 Hot Plug Detect
SHELL 编织+地线	Braid+Drain SHELL



NO.	PART NAME	SPECIFICATION DESCRIPTION	QTY	UNIT
①	Cable	UL20276 (28#TC/1P+ADM)/5C+28#TC/4C+F+A+D+B(16/4/0.12,Al-Mg)+PVC,Black,OD7.0mm		
②	HDMI_Conn	HDMI A/M,PIN G/F,Black Insulation,Steel-Shell(G/F Plated),Solder type		
③	DVI_Conn	DVI(18+1)M,PIN G/F,Black Insulation,Steel-Shell(G/F Plated),Solder type		
④	Innermold	PE,Low density		
⑤	Overmold	PVC,45Pa,Black		
⑥	Thumbscrew	#4-40UNC,Ø2.8*L44.5mm,Nickel Plated		

Unless specified on the drawing, tolerances are per the follows:

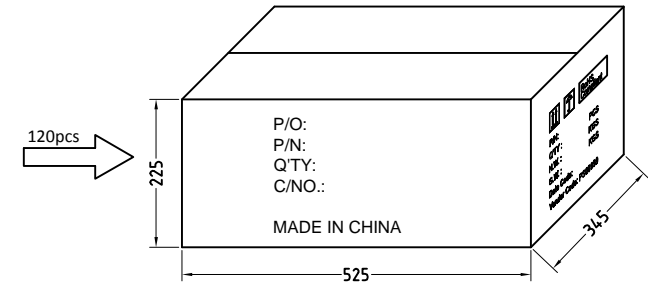
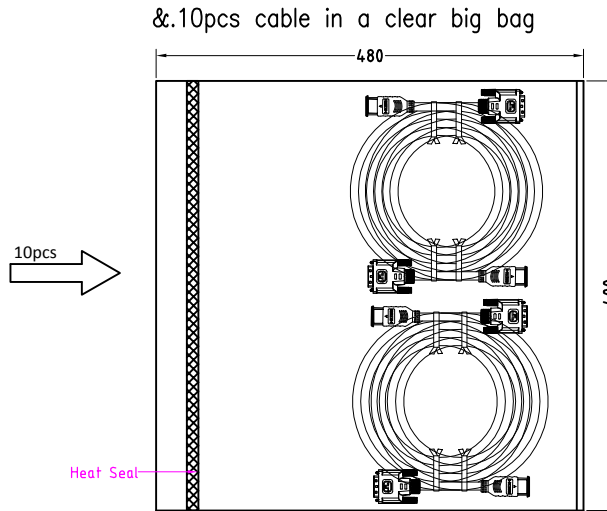
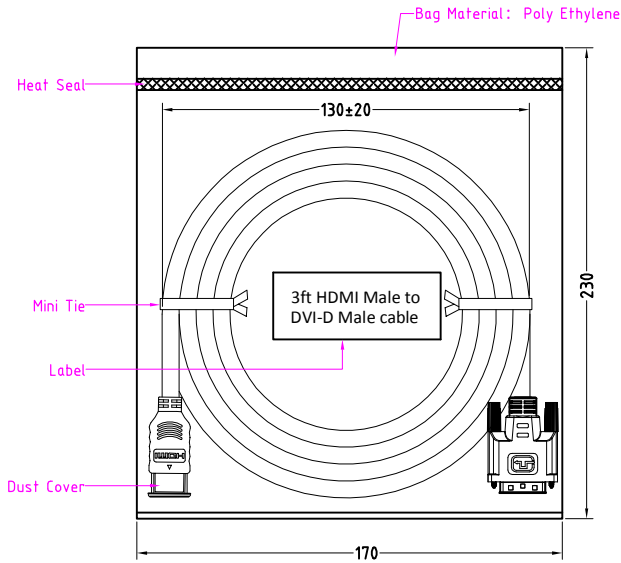
.	+1
.x	+0.2
.xx	+0.05



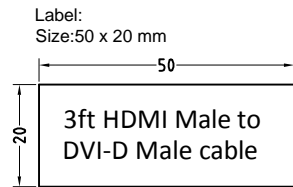
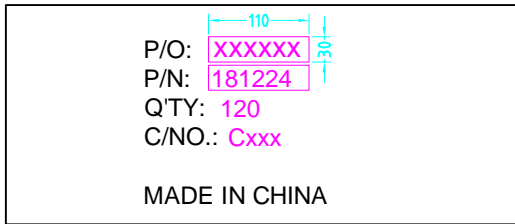
DRAWN BY	DATE: 2015/07/03	DESCRIPTION: HDMI A/M TO DVI-D(18+1) M Cable
CHECKED BY	SHEET 1of2	ITEM NO. 181224
APPROVED BY	SCALE None	REV. 00 UNIT:mm

NOTE: CARTON MATERIAL MUST BE A=A

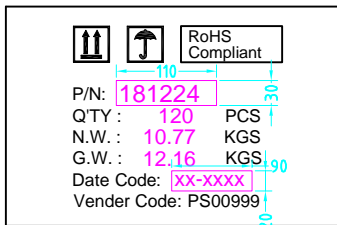
REVISION INFORMATION			
Rev.	Rev. Date	Modified By	Brief Description



MAIN MARK



SIDE MARK



Carton Size: 20.67"(L)*13.58"(W)*8.86"(H)
 Carton Quantity: 120 pcs
 Carton Weight: 26.60 LBS

Packing Instruction:

1. First of all, protect the connector with dust covers, coil the cable (see attached). Secure the cable with cable tie, and then pack each cable with an individual PE bag, 10 pcs cable in a clear big bag, Customer's label must be put on the center of the PE bag.
2. Seal the PE bag with heat sealing machine.
3. Use a waterproof bag to pack the products before going into master carton. Make sure each individual cable is staggered and positioned tidily. A paperboard is needed in both the bottom and the top of the products.
4. See shipping mark on the left.

DRAWN BY	DATE: 2015/07/03	DESCRIPTION: HDMI A/M TO DVI-D(18+1) M Cable
CHECKED BY	SHEET 2of2	ITEM NO. 181224
APPROVED BY	SCALE None	REV. 00 UNIT: mm